

406  **CLASSIFIEDS**
www.406classifieds.com

G A R


G A

CUT ALONG DOTTED LINES AND TAPE TOGETHER OR TO A PIECE OF CARDBOARD - FINISHED SIGN WILL BE 20" x 15"




CUT ALONG DOTTED LINES AND TAPE TOGETHER OR TO A PIECE OF CARDBOARD - FINISHED SIGN WILL BE 20" x 15"



SWA



CUT ALONG DOTTED LINES AND TAPE TOGETHER OR TO A PIECE OF CARDBOARD - FINISHED SIGN WILL BE 20" x 15"



CUT ALONG DOTTED LINES AND TAPE TOGETHER OR TO A PIECE OF CARDBOARD - FINISHED SIGN WILL BE 20" x 15"



ADD DIRECTIONAL ARROWS TO YOUR SIGN BY CUTTING ALONG THE DOTTED LINES AND THEN TAPE TO YOUR SIGN.

EXAMPLE:

